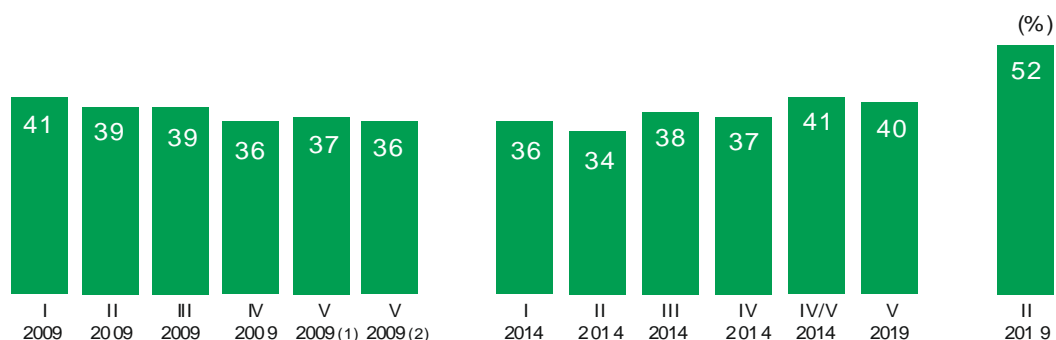


## Elections to the European Parliament

Participation in the May elections to the European Parliament is declared by over half of respondents (52%). This means that the declared turnout in this year's election is significantly higher than it was in previous years, in 2009 and 2014, when in the same period participation in elections was announced by less than two-fifths of respondents.

Bearing in mind that declarations of participation in the elections significantly differ from the actual turnout in the vote (which so far in the European elections varied from 20.87% in 2004 to 24.53% in 2009) and that electoral participation this time will be significantly lower than declared, we can still expect that it will reach a record value this year.

### Percentage of respondents who declared participation in the EP elections

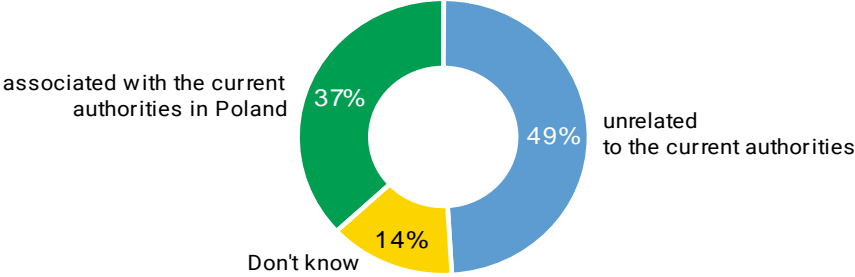


Despite the relatively high electoral mobilization in comparison with previous years, participation in the European elections is still a manifestation of a particularly high interest in politics and high political activity. Declarations of participation in the EP elections are

more strongly determined by the location in the social structure than the declarations of voting in the elections to the national parliament. In May elections the above-average voting intentions are expressed by: people aged 55 to 64 and older, residents of largest cities of over 500,000, respondents with higher education, those better-off, Poles assessing the material conditions of their household as good.

Almost half of those who declare participation in these elections (49%) want to vote for a candidate who is not associated with the current authorities. Candidates associated with the ruling party get the support of 37% of potential voters.

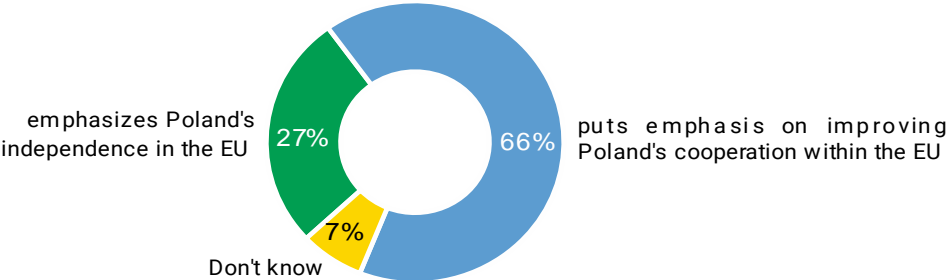
**Will you vote in the EP elections for a candidate...**



Answers of respondents declaring participation in the EP elections (N=503).

Two-thirds (66%) of people who declare participation in the elections want to vote for a candidate who puts emphasis on improving Poland's cooperation within the EU. Only slightly more than a fourth of voters (27%) prefers a candidate who emphasizes Poland's independence in the EU.

**Will you vote in the EP elections for a candidate who...**



Answers of respondents declaring participation in the EP elections (N=503).

---

More information about this topic can be found in CBOS report in Polish: "Interest in Elections to European Parliament, Declared Participation and Significance", February 2019. Fieldwork for national sample: February 2019, N=968. The random address sample is representative for adult population of Poland.