

Material living conditions

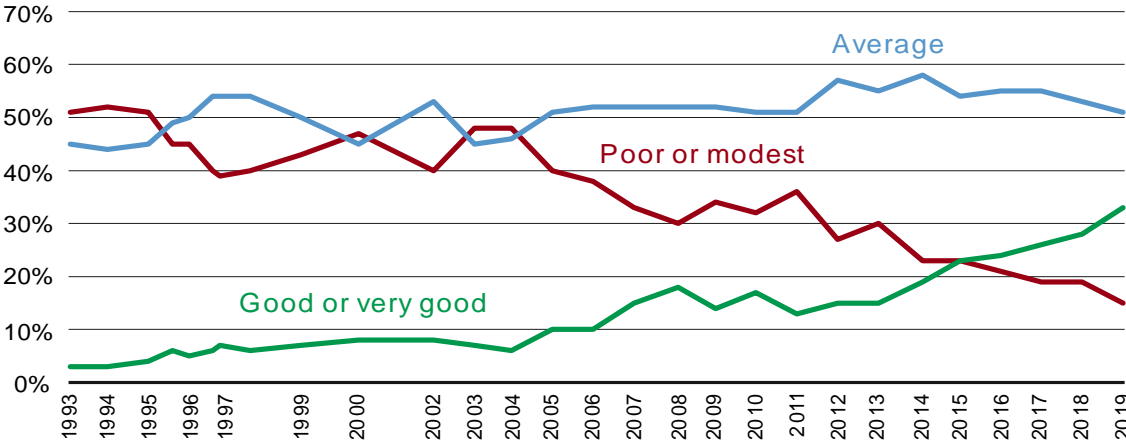
When characterizing their way of managing money, Poles most often declare that they live on an average level, i.e. they have enough for everyday expenses, but they must save for more serious purchases. A third of respondents have greater freedom in managing a home budget: they have enough without special savings or can even afford a certain amount of luxury. One-seventh of Poles declare living modestly: they must be very economical on a daily basis. Very few say they are very poor, i.e. they do not even have enough to satisfy basic needs.

How would you describe your household's financial situation?



In comparison with last year's results, the percentage of poor, modest and average people has decreased, and the share of people living well or very well increased. Taking into account the long, twenty-five-year perspective, a very visible improvement in the financial situation can be seen. At the beginning of the 1990s, about half of respondents declared that they lived modestly or poorly, and far fewer were satisfied with their position (in 1993, 3% of respondents declared that they lived well or very well). Over time, the proportion of people satisfied with their own financial situation systematically increased, and the number of dissatisfied decreased. We registered a noticeable improvement in the material situation in 2004-2008. Also from 2014, the financial situation of Poles has been systematically improving. The results obtained this year are the best recorded so far.

How would you describe your household's financial situation?

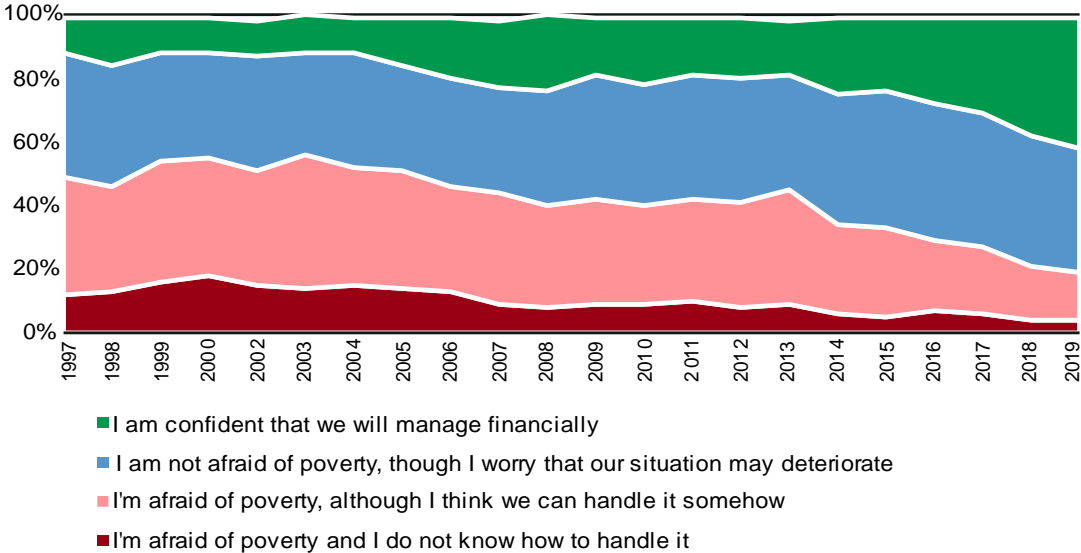


Almost a fifth of respondents are afraid of poverty (19%), 15% of whom think that they can manage somehow and 4% feel helpless. The others (80%) do not have such concerns, with nearly two-fifths of respondents claiming that their financial situation may deteriorate (39%), while a similar group of respondents are calm about their financial future (41%).

Over the last year, the percentage of people fearing poverty has decreased slightly, and the numbers of people without such concerns has increased. The results obtained this year are part of a longer improvement trend. Starting from 1997, since when we have been monitoring this issue, the percentage of Poles who are afraid of poverty has decreased significantly. In the 1990s and in the first years of the 21st century, more or less half of respondents expressed such fears. However, in the following years, the percentage of Poles fearing poverty decreased more or less systematically and, at the same time, the share of

those who remained calm about their financial future increased. Since 2014, ratings have been systematically improving, and this year's results are the best recorded so far.

Which of the following statements best describes your household's current financial situation?

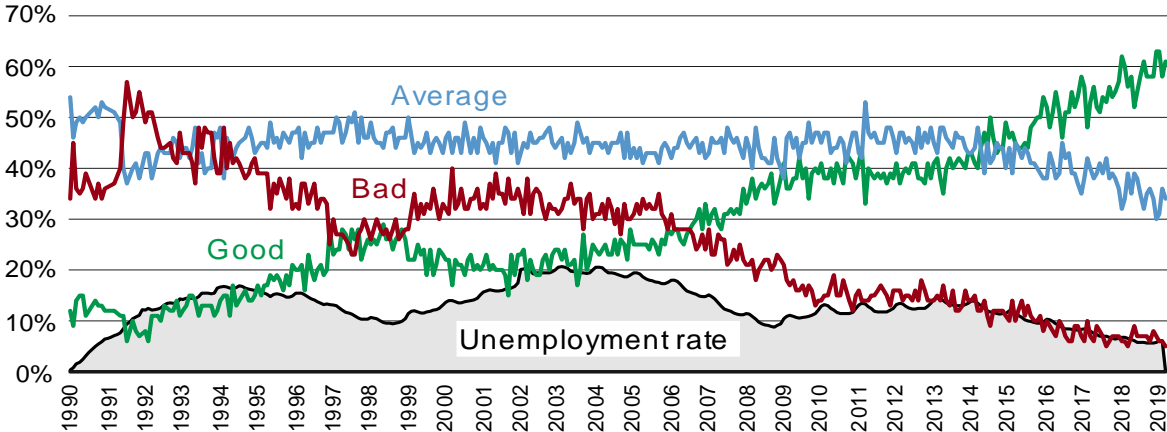


Don't know omitted

Currently, the majority of respondents (61%) positively assess the material conditions of their households, one-third (34%) rate it as average, and 5% have a negative opinion.

Over the past three decades, we have seen a strong improvement in the assessment of the material conditions of households. Thirty years ago, relatively few were satisfied with their financial condition. In subsequent years, the perception of material conditions improved, and we recorded particularly dynamic improvement in periods of high economic growth. Since August 2006, the proportion of people satisfied with the material conditions is bigger than the number of the dissatisfied. For the last four years positive ratings have outweighed not only the negative, but also the average. For the last five years, the perception of material conditions has been improving dynamically: the percentage of negative and average marks is decreasing, and the positive opinions are increasing in number. Good assessments of material conditions correspond with a record low level of unemployment.

Evaluation of household material living conditions



More information about this topic can be found in CBOS report in Polish: "Material Living Conditions", May 2019. Fieldwork for national sample: March 2019, N=1046. The random address sample is representative for adult population of Poland.