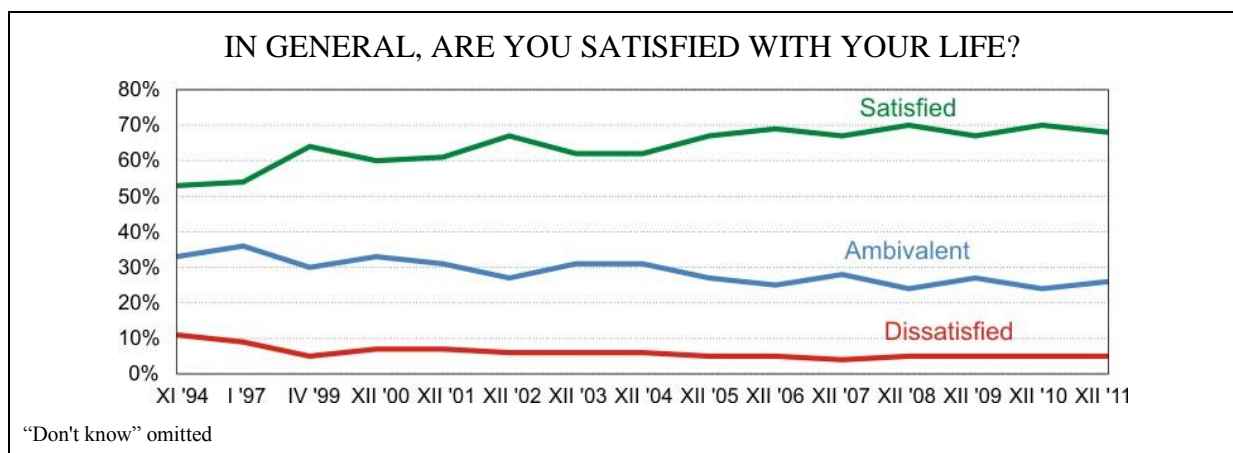


## LIFE SATISFACTION

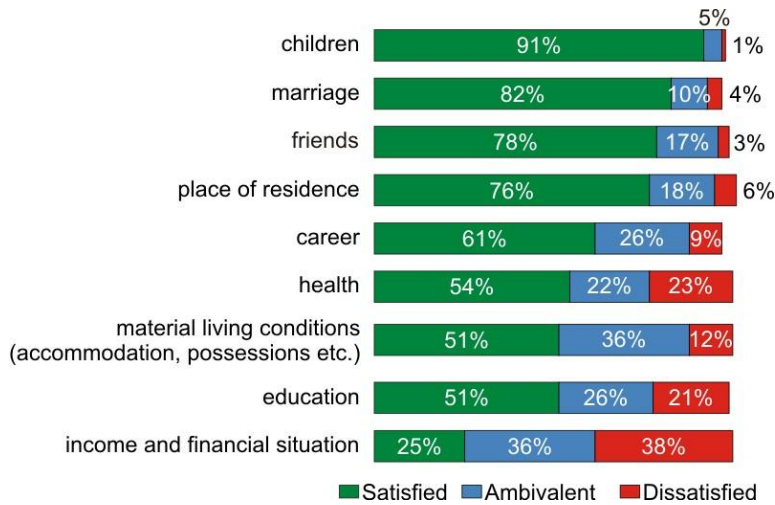
Most Poles (54%) are rather satisfied with their life, and one in seven (14%) is very satisfied. Overall, two-thirds (68%) declare satisfaction with their life. The figure is almost exactly the same as in 2010. The dissatisfied are not numerous (5%). The level of satisfaction has been stable in recent years. The second half of the last decade is better in this respect than the first one: in 2005 the level of satisfaction rose and has remained stable since then.

Poles draw satisfaction from family relations, friendship and ties with their local communities. The vast majority of parents are satisfied with their children (91%). Similarly, 82% of married people are satisfied with their relationship. Over three-quarters (78%) derive satisfaction from relations with friends and close acquaintances. Place of residence is a source of satisfaction for a large majority of respondents (76%).



Most people with professional experience (61%) declare satisfaction with their career. The majority (54%) are happy with their health, while about half (51%) cannot complain about their material situation (accommodation, goods, etc.). However, income is satisfactory much less frequently (25%), with almost two-fifths (38%) expressing dissatisfaction and a similar group (36%) describing income as average.

### ARE YOU SATISFIED WITH YOUR...

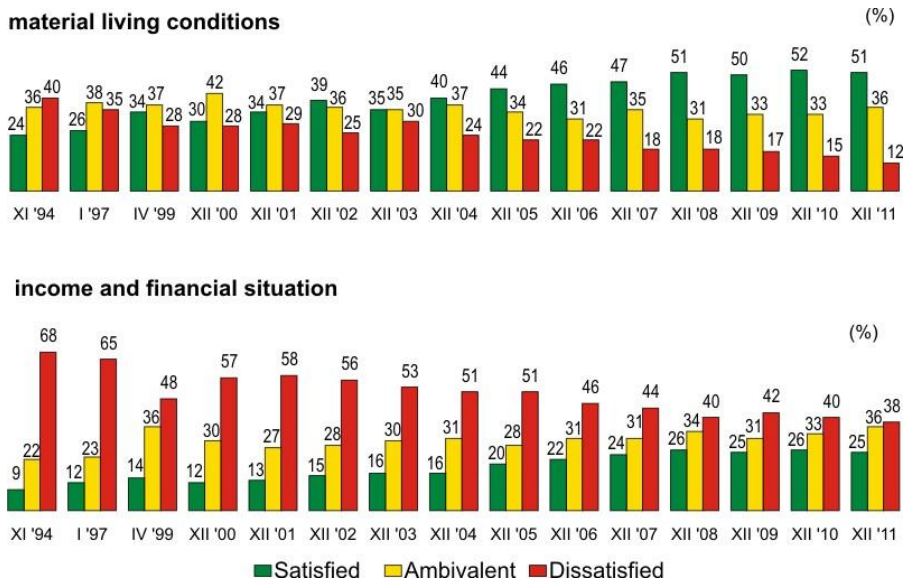


“Don't know” omitted

During the last year, the level of satisfaction with different aspects of life has remained almost unchanged. There is a slight decrease in evaluation of health and relations with friends and acquaintances.

From a long-term perspective, there is a clear increase in satisfaction with material situation and income. In the last 17 years the proportion of people satisfied with their financial situation rose almost three times (from 9% to 25%), while the percentage of dissatisfied fell from 68% to 38%. At the same time, the proportion of respondents satisfied with their living conditions rose twice (from 24% to 51%), while the percentage of dissatisfied with this sphere of life fell from 40% to 12%.

### ARE YOU SATISFIED WITH...



“Don't know” omitted

Compared with the 1990s and the beginning of 2000s, there is a slight increase in satisfaction with the place of residence, career and health.

---

More information about this topic can be found in CBOS report in Polish: "Life satisfaction", January 2012. Fieldwork for national sample: December 2011 (N=950). The random address sample is representative for adult population of Poland.