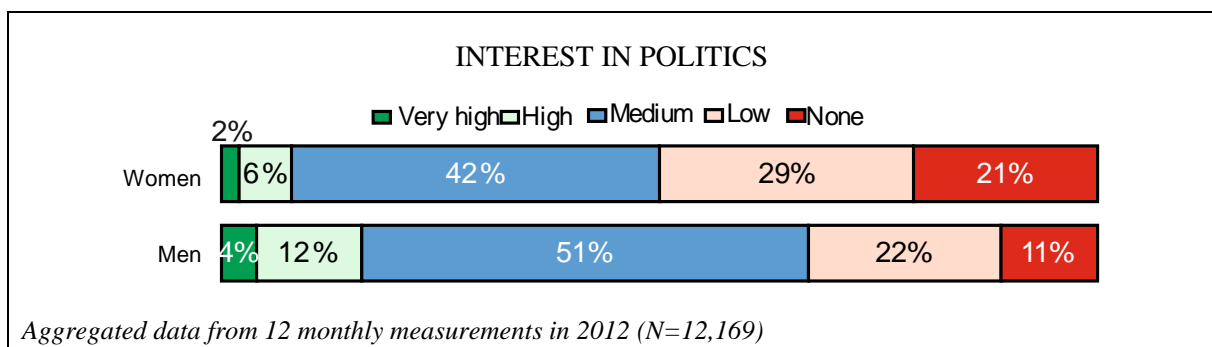
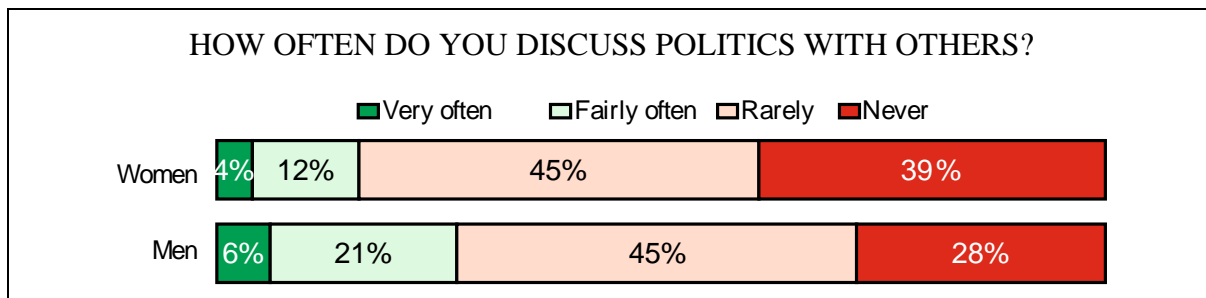


## WOMEN'S ATTITUDES TO POLITICS

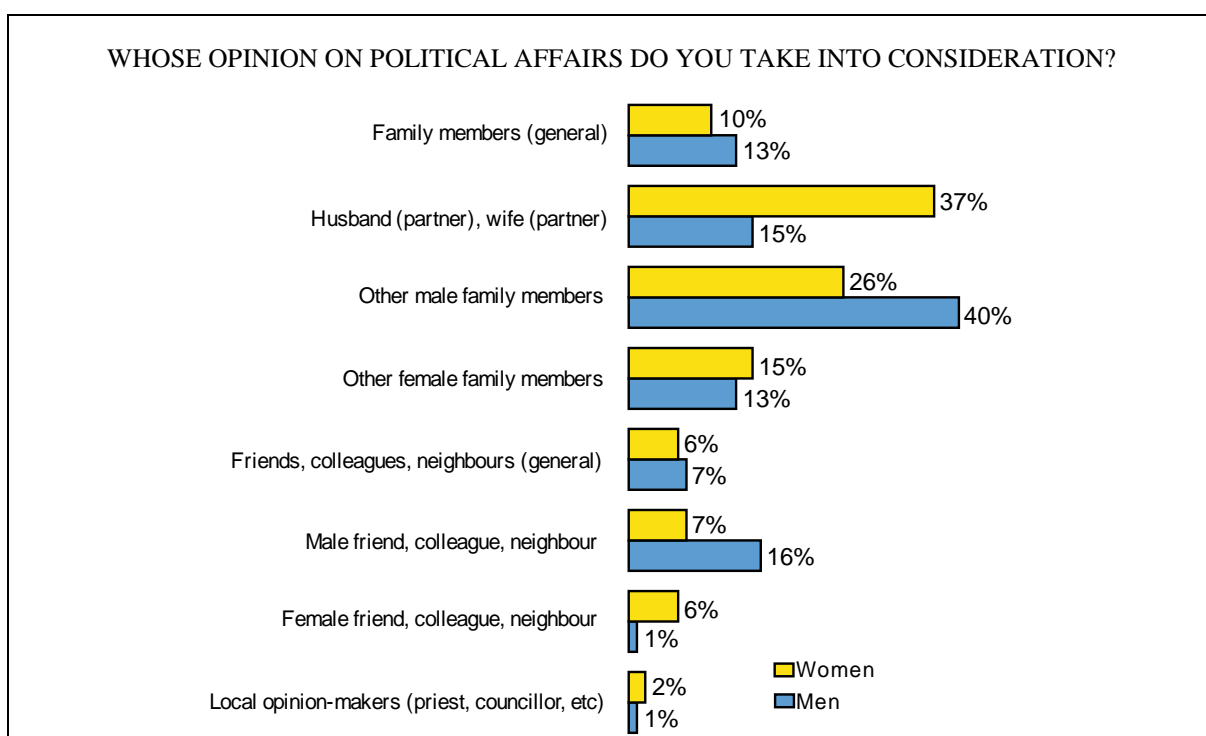
Politics in Poland is still dominated by men. It is masculine not only in the sense that men are more politically active, but also because fewer women are interested in it and they show lower levels of interest. Both political actors and spectators are mostly men: 8% of women and 16% of men pay close attention to politics. Half of women and one-third of men declare no or negligible interest in political events.



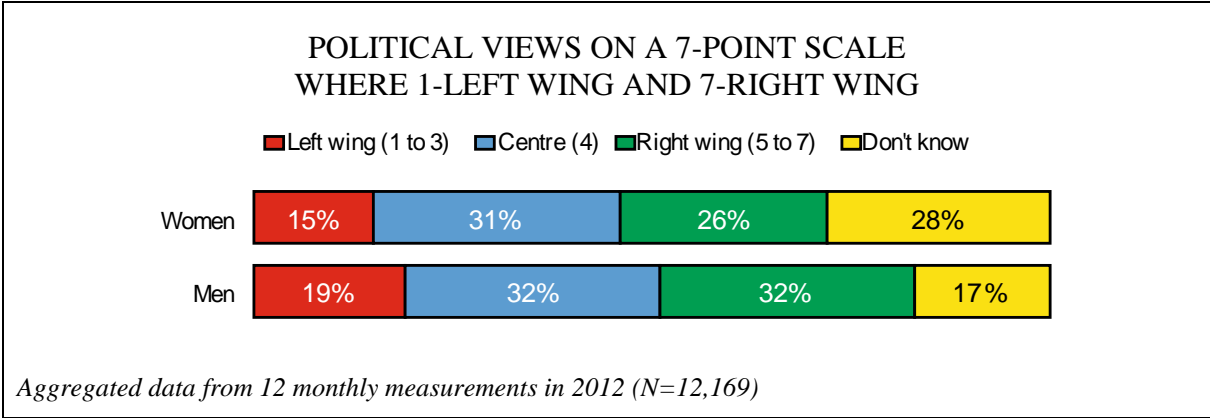
Interest in politics is indicated by conversations on this topic. Women talk about politics much less often than men: 16% of women and 27% of men declare having frequent conversations about political issues. The proportion of respondents who practically never discuss them is 39% of women and 28% of men.



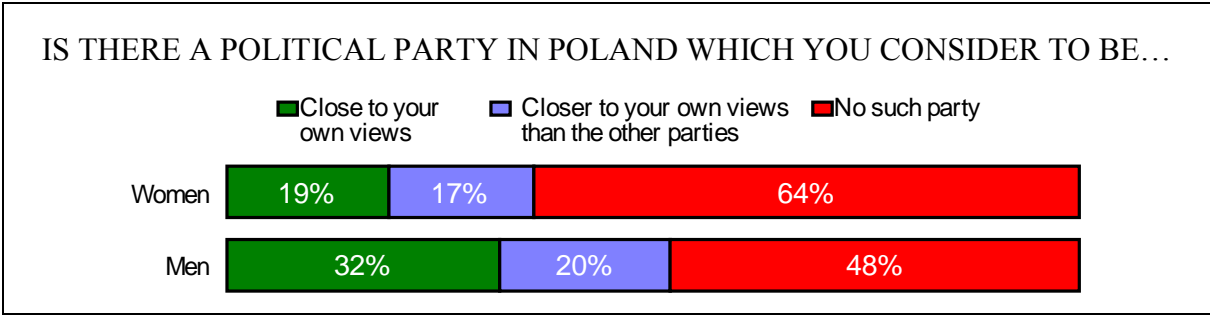
Almost two-fifths of women (37%) admit taking their husband's or partner's opinion into consideration in political matters. Men have far less trust in the competence of their wives or partners, less often declaring taking their opinion into consideration (15%). In political matters men tend to trust the opinion of other men, usually family members or, less frequently, their colleagues. Moreover, women also declare taking into account the opinion of men around them (other than their husband or partner), rather than women. It indicates that women feel less competent than men in political affairs.



The relative lack of political interest among women is accompanied by frequent absence of clearly defined political orientation: 28% of women and 17% of men cannot define their views on the left-right scale. Men more often than women identify with both the left wing and the right wing.



Women's greater distance to politics, or even disenchantment, is indicated by the fact that they are much less likely than men to have a party close to their own views, or at least a party closer to their views than the others. Almost two-thirds of women (64%) fail to identify with any political party known to them. For men, the corresponding proportion is 48%. Only less than one-fifth of women (19%) consider one of the parties to be close to their own views. Men are more likely to identify with a party (32%), even if the proportion is low in their case as well.



More information about this topic can be found in CBOS report in Polish: *"Governing men, governed women: women's attitudes to politics"*, April 2013. Results from survey fielded in January 2013 (N=1227, random address sample is representative for adult population of Poland) and aggregated data from 12 monthly surveys fielded from January to December 2012 (N=12,169).