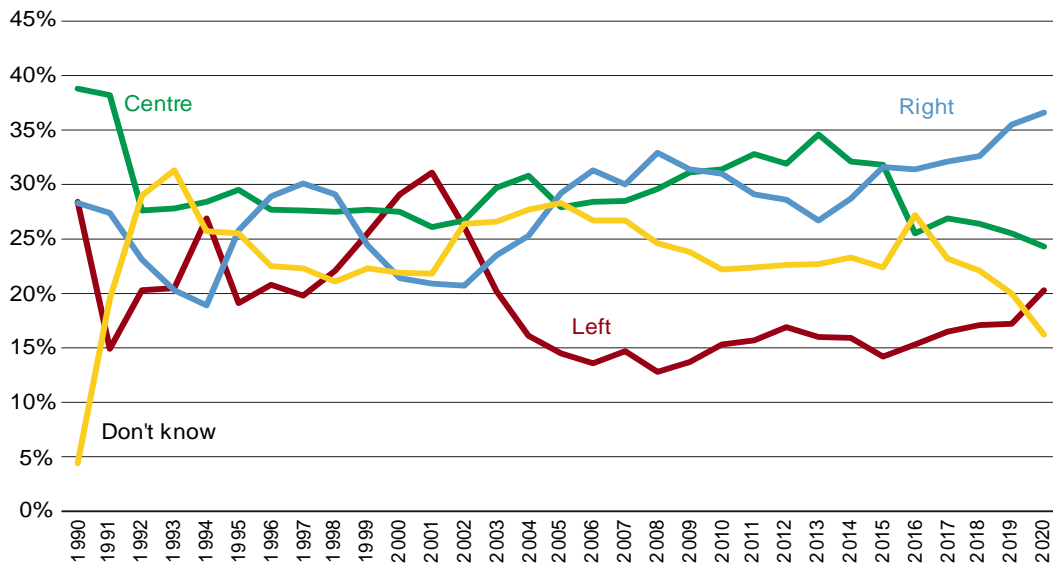


Political views of young people

Due to the high intensity of political conflict, the political identity of Poles has been growing in recent years. This trend is visible, among others, in the increased interest in politics, greater electoral mobilization and in the process of crystallization and polarization of political views.

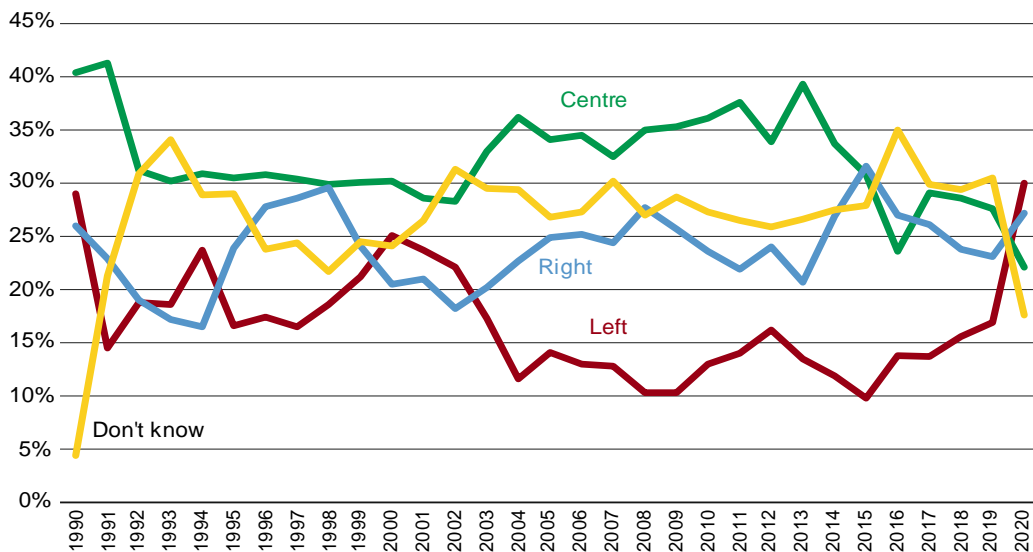
The percentage of people identifying with the right in Poland has reached the highest level in the history of CBOS research: in 2020 37% of all adults declared it. Nevertheless, compared to the previous year, we recorded a slightly higher increase in left-wing views (from 17% to 20%) than right-wing views (from 36% to 37%). In recent years, the percentage of people with centrist views, as well as those who do not want or are unable to define their beliefs in terms of right- and left-wing, has decreased.

Declared political views of adult Poles (1990-2020)



The percentage of left-wing self-identifications has increased, first of all, among the youngest respondents, among whom it almost doubled compared to the previous year (from 17% to 30%), reaching the highest level in the history of our research. Moreover, for the first time in almost two decades, declarations of left-wing views (30%) has slightly outweighed the declarations of right-wing sympathies (27%) in this group. In the last year, in this age group, there has been a further clear crystallization of political views.

Declared political views in age group 18-24 years (1990-2020)

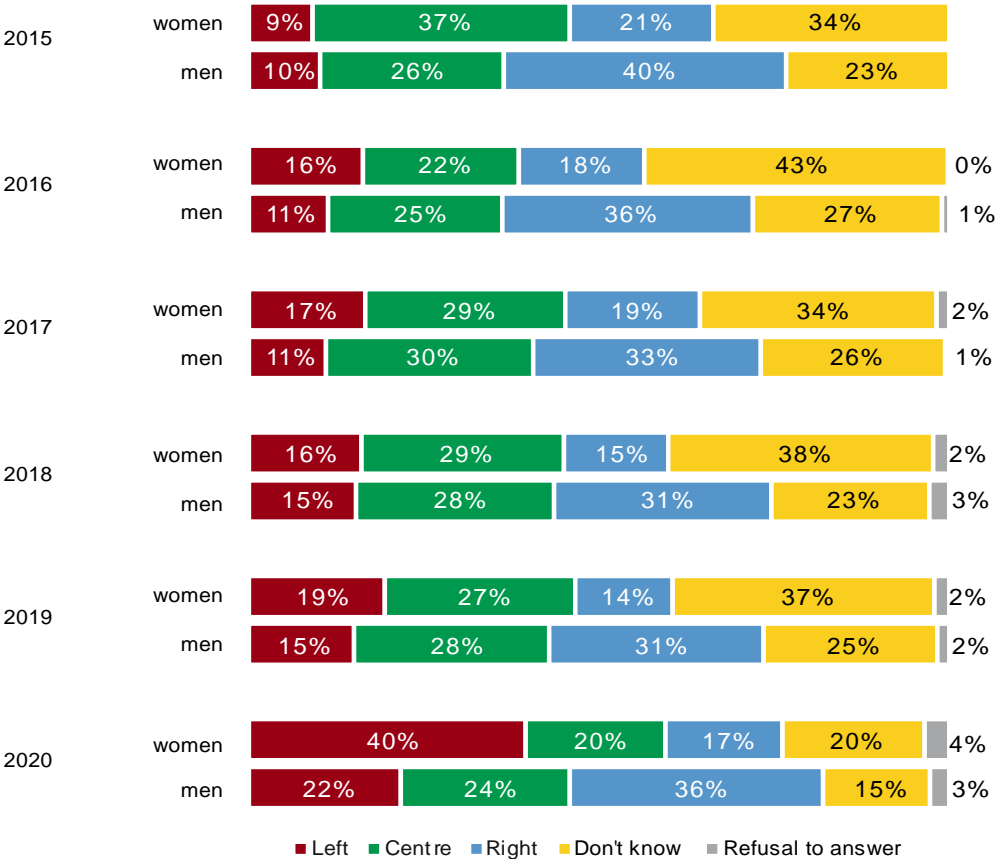


In 2015, when the percentage of right-wing identifications among young people was at a record high level, this result was mainly attributed to young men - right-wing views were

declared by as many as 40% of them, compared to 20% among women. In 2020, the situation reversed - young Polish women are primarily responsible for the record number of left-wing declarations. As many as 40% of them identify with the left (the highest result in the history of our research and a jump by over 20 percentage points compared to the previous year), compared to 22% among young men.

It is worth noting that just as the right-wing sympathies prevailed among young men over the left-wing sympathies in 2015 (four times), they prevail today, though less clearly (36% compared to 22%). In the case of young women, in 2015 we also observed an prevalence of right-wing over left-wing identifications (two times more), but in the following year it dropped to just a few percentage points. In 2019, left-wing views prevailed over right-wing in this group for the first time (19% compared to 14%), and in 2020 their percentage doubled, reaching the level of 40%, compared to 17% of right-wing declarations.

Declared political views of men and women in age group 18-24 years (1990-2020)



More information about this topic can be found in CBOS reports in Polish: “Interest in Politics and Political Views of Young People Compared to Others”, February 2021, and “Political Views of Young People versus Their Sex and Place of Residence”, March 2021. Fieldwork in the years 1990-2020 on random samples representative for adult population of Poland.