

CONTENTS

Assessment of the Law and Justice (PiS) government after over three years in power

Elections to the European Parliament

Attitude to other nationalities

Leisure time activities

IN ADDITION

TO THE REPORTS REFERRED TO ABOVE, THE FOLLOWING HAVE BEEN PUBLISHED RECENTLY (IN POLISH):

- 30th Anniversary of Round Table Agreement
- Poles on the Coalescence of the Opposition
- Political Party Preferences in February
- Family - its Meaning and Interpretation
- Holiday Trips in 2018 and Plans for 2019
- Assessments of Performance of Parliament and President
- Attitude to Government in February
- Trust in Politicians in February
- Social Reactions on the So-called Kaczyński's Tapes
- Social Moods in February
- First Lady's Salary

Assessment of the Law and Justice (PiS) government after over three years in power

Over half of Poles (51%) assess PiS activities to date positively. Two fifths of respondents (40%) are critical about current authorities.

The vast majority of people who positively assess PiS actions in the current term (69%) indicate positive changes in the socio-economic sphere. Respondents mention the family policy and the

Family 500 plus program, which has been implemented for almost three years and has become its flagship. Those satisfied with the achievements of the government generally appreciate the government's social policy and notice the improvement of the situation of the poorest social groups. Respondents perceive an improvement in the economic situation and the condition of enterprises during the period of PiS government. Some appreciate its fiscal policy, including mainly the increase in VAT revenues. Good assessments of more than three years of PiS government are also justified by the improvement of the situation on the labour market, lowering the retirement age, higher wages and increases in pensions and general raise in living standard.

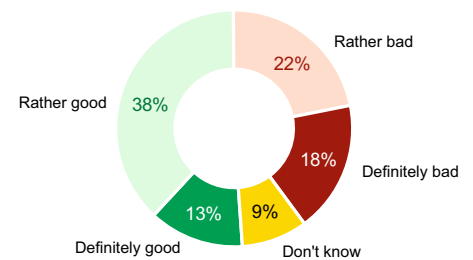
Good ratings of PiS activities over the last three years are much less frequently justified by decisions and changes in other areas (indicated by 14% of respondents satisfied with the achievements of the current authorities). Responses in this group concentrate on two issues: foreign policy, including the refusal to accept refugees as part of relocation program, and the clarification of scandals and irregularities, as well as the fight against corruption and crime.

A relatively small proportion of responses concern values and ethics of exercising power (mentioned by 6% of respondents). They indicate that the party in government represent traditional values such as patriotism and religiosity, and have moral qualifications to govern, are honest, do not deceive or lie

A large part of people (26% in total) express general satisfaction: they notice improvement of the situation in Poland, praise the determination and effectiveness of the government, and appreciate the implementation of PiS election promises.

Support for PiS activities is basically one-dimensional and is based mainly on a positive assessment of activities and changes in the socio-economic sphere. The motives for rejecting PiS and critically assessing the government policies over the past three years are far more complex. The main accusations against the authorities (levelled by a total of 37% of respondents) concern the abuse of power. Among them, the most common are accusations concerning the lack of the rule of law, violation of the law and the constitution by the authorities, as well as the limitation of democracy and the desire to take over all power in Poland. The

How do you evaluate the actions of the Law and Justice (PiS) after over three years of exercising power?



most commonly given examples of specific actions are changes in the judiciary, which, in the opinion of respondents, went in the wrong direction and violate the principle of the separation of powers. Further allegations concern low standards of public debate and the manner of adopting the law: excessive pace of enacting laws, marginalizing the opposition and blocking discussions in parliament. In the opinion of respondents, authorities are guided by their own and their party interests, not by the common good. Moreover, in public opinion, politicians appropriate the state by filling positions with their own nominees. The authorities are also criticized for arrogance, not listening to the public and disregarding public opinion.

Apart from the abuse of power by PiS, other reservations related to the quality of governance are often formulated (27%). The allegations relate primarily to deceit, failure to deliver on promises and incoherence between words and actions. People dissatisfied with PiS actions point out to excessive criticism of people associated with the previous government, lynch mob actions against politicians and hate speech, as well as escalating social conflicts and deepening divisions in society.

A large part of PiS critics (27%) question the sense and effectiveness of the current social and economic policy. Critical remarks mainly concern the Family 500 plus program, its budgetary and political impact. Respondents call it the wrong type of social policy, giving money away and buying votes. Others, in turn, do not question the idea of child support from the Family 500 plus program, but express reservations about the unjust criteria for granting it. The government economic policy is criticized for insufficient support for entrepreneurs. The rise in prices and services also raises concern. Other comments relate to raising or maintaining high taxes, or low wages and pensions.

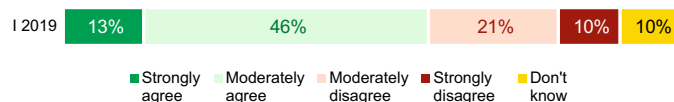
Negative assessments of activities of current authorities are less often related to other areas (17%). Among them the most common objections refer to foreign policy: perceived conflicts in the international arena and deterioration of relations with other countries. In addition to foreign policy, a lot of criticism is levelled at the educational reform.

Sometimes ideological objections are raised (10% in total). In the opinion of critics of the PiS government, this party is too close to the Church.

A large proportion of people (17%) are generally critical towards the activities of the governing party since it gained power. They enumerate bad decisions, lack of achievements, and even acting to the detriment of Poland.

In the opinion of the majority of respondents (59%) PiS meet their election promises. Less than a third (31%) are of the opposite opinion.

Do you agree that PiS is fulfilling its election promises?



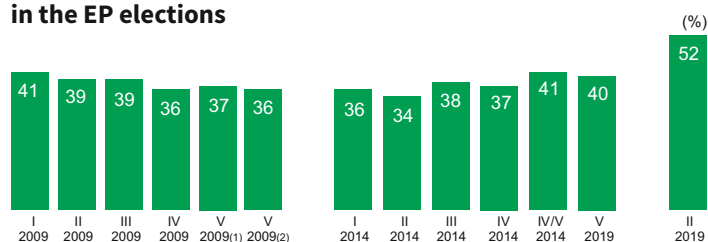
More information about this topic can be found in CBOS report in Polish: "Evaluation of the Law and Justice (PiS) Government after More than Three Years of Exercising Power", February 2019. Fieldwork for national sample: January 2019, N=928. The random address sample is representative for adult population of Poland.

Elections to the European Parliament

Participation in the May elections to the European Parliament is declared by over half of respondents (52%). This means that the declared turnout in this year's election is significantly higher than it was in previous years, in 2009 and 2014, when in the same period participation in elections was announced by less than two-fifths of respondents.

Bearing in mind that declarations of participation in the elections significantly differ from the actual turnout in the vote (which so far in the European elections varied from 20.87% in 2004 to 24.53% in 2009) and that electoral participation this time will be significantly lower than declared, we can still expect that it will reach a record value this year.

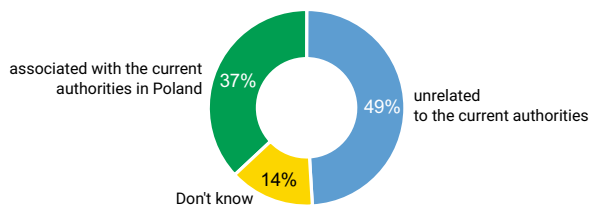
Percentage of respondents who declared participation in the EP elections



Despite the relatively high electoral mobilization in comparison with previous years, participation in the European elections is still a manifestation of a particularly high interest in politics and high political activity. Declarations of participation in the EP elections are more strongly determined by the location in the social structure than the declarations of voting in the elections to the national parliament. In May elections the above-average voting intentions are expressed by: people aged 55 to 64 and older, residents of largest cities of over 500,000, respondents with higher education, those better-off, Poles assessing the material conditions of their household as good.

Almost half of those who declare participation in these elections (49%) want to vote for a candidate who is not associated with the current authorities. Candidates associated with the ruling party get the support of 37% of potential voters.

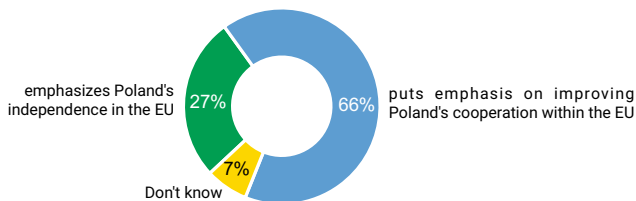
Will you vote in the EP elections for a candidate...



Answers of respondents declaring participation in the EP elections (N=503).

Two-thirds (66%) of people who declare participation in the elections want to vote for a candidate who puts emphasis on improving Poland's cooperation within the EU. Only slightly more than a fourth of voters (27%) prefers a candidate who emphasizes Poland's independence in the EU.

Will you vote in the EP elections for a candidate who...



Answers of respondents declaring participation in the EP elections (N=503).

More information about this topic can be found in CBOS report in Polish: "Interest in Elections to European Parliament, Declared Participation and Significance", February 2019. Fieldwork for national sample: February 2019, N=968. The random address sample is representative for adult population of Poland.

Attitude to other nationalities

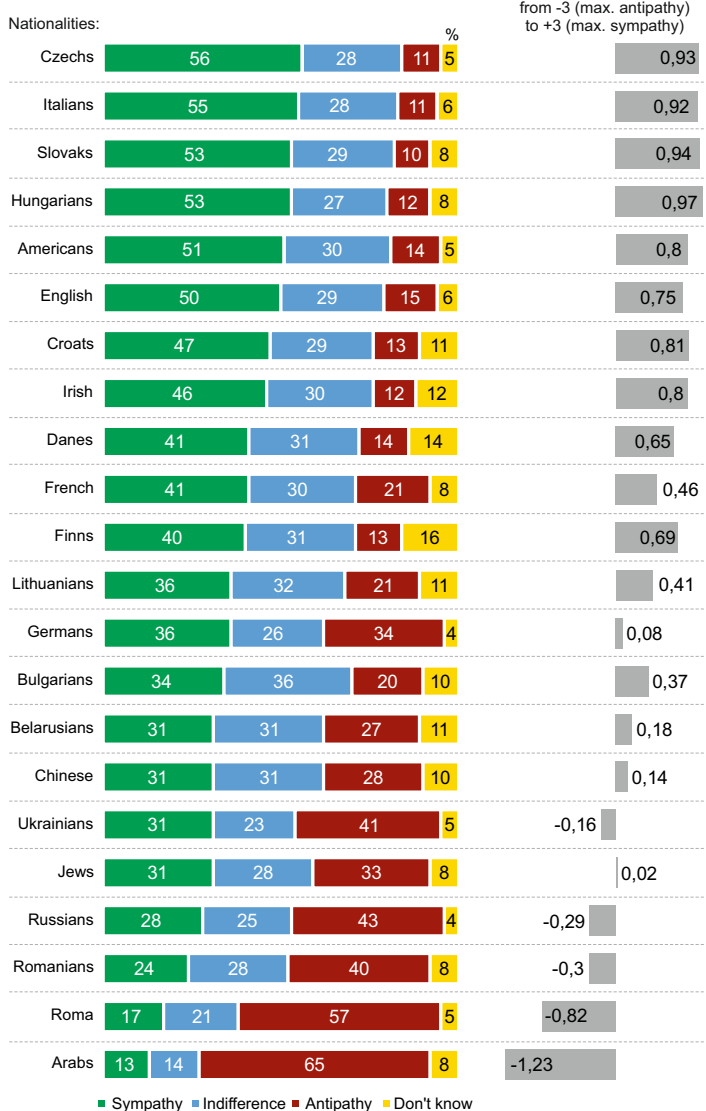
The ranking of nationalities most liked by Poles is topped by Czechs, Italians, Slovaks, Hungarians and Americans, sympathy for whom is expressed by more than half of respondents. Fewer people have a positive attitude towards the English, Croats and the Irish. Approximately two-fifths have a positive attitude to Danes, the French, Finns, Lithuanians and Germans. In case of all the nationalities mentioned so far, sympathy prevails over antipathy, although when it comes to Germans, this difference is very small.

About a third of respondents have a favourable attitude towards Bulgarians, Belarusians, Chinese, Ukrainians and Jews. In this group of nationalities only in case of Bulgarians positive emotions prevail over negative, while in case of Belarusians, Chinese and Jews they are evenly strong. Negative feelings towards Ukrainians outweigh sympathy.

In case of other nationalities included in the survey, negative attitude is declared more often than positive. About a quarter of respondents express a positive attitude towards Russians and Romanians, and at least two-fifths of respondents declare their reluctance towards them.

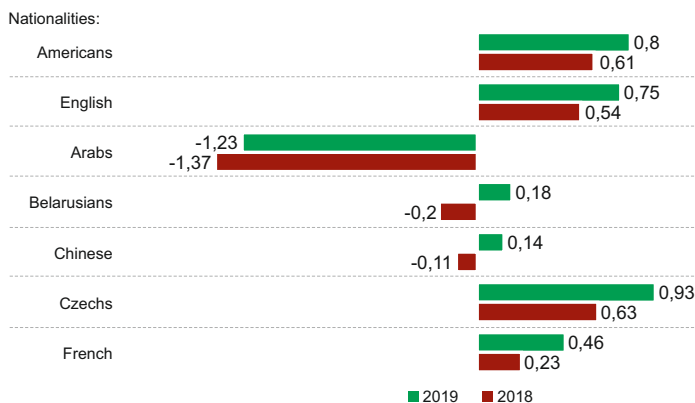
The least liked are Roma and Arabs. More than a half of respondents approach them with apprehension, and relatively few declare sympathy for them.

Attitude to other nationalities

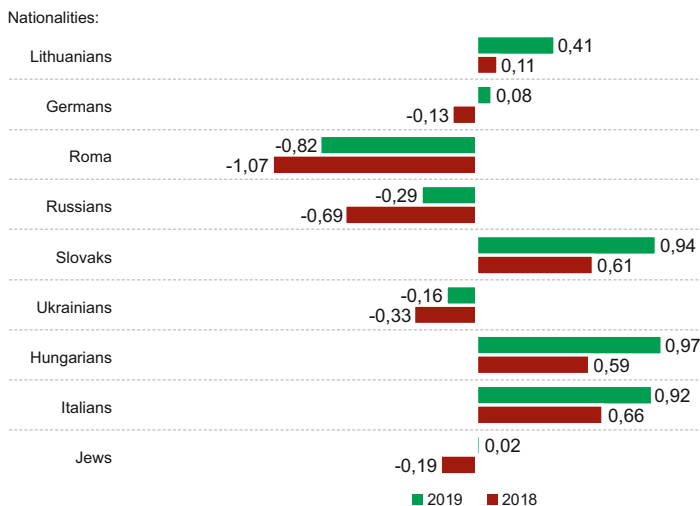


This year there has been an improvement in the attitude towards almost all nationalities included in the survey. Taking into account the average grade, the greatest improvement was noted in attitude concerns Russians (the average value average increased by 0.40), Belarusians (plus 0.38), Hungarians (plus 0.38) and Slovaks (plus 0.33). Moreover, compared to the measurement in 2016, when we asked about them for the last time, the attitude to Bulgarians improved significantly (the average increased by 0.36).

Attitude to other nationalities; Average values on the scale from -3 (max. antipathy) to +3 (max. sympathy)



Attitude to other nationalities; Average values on the scale from -3 (max. antipathy) to +3 (max. sympathy)

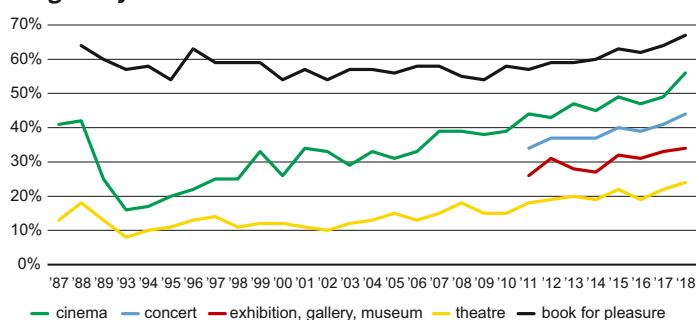


More information about this topic can be found in CBOS report in Polish: "Attitudes Towards Other Nations", February 2019. Fieldwork for national sample: January 2019, N=928. The random address sample is representative for adult population of Poland.

Leisure time activities

Compared to previous year, participation in culture increased in 2018. Many more people went to the cinema (56%, an increase by 7 percentage points), slightly more went to a concert (44%, an increase by 3 points), exhibition (34%, an increase by 1 point) and to the theatre (24%, an increase by 2 points). There were also more people who declared that they had read a book for pleasure (67%, an increase by 3 points). Participation rates in culture are the highest recorded so far.

Activities undertaken by respondents at least once in a given year:

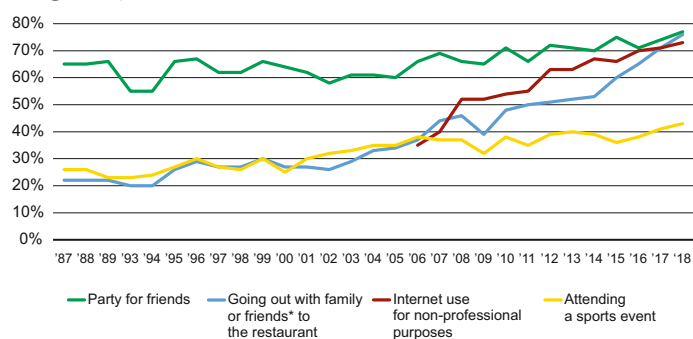


Percentage of indications in a given year

There has also been an increase in the frequency in declarations regarding other free time activities. Over

three-quarters of people organized a party for friends and acquaintances last year (an increase by 3 percentage points compared to 2017) and went to a restaurant with family or friends (a 5-point increase). The share of people who at least once in the previous year went to a sports event has also increased by 2 percentage points, reaching 43%. The percentage of people using the Internet for non-professional purposes has been steadily increasing since 2006 and currently 73% of all Poles do it.

Activities undertaken by respondents at least once in a given year:

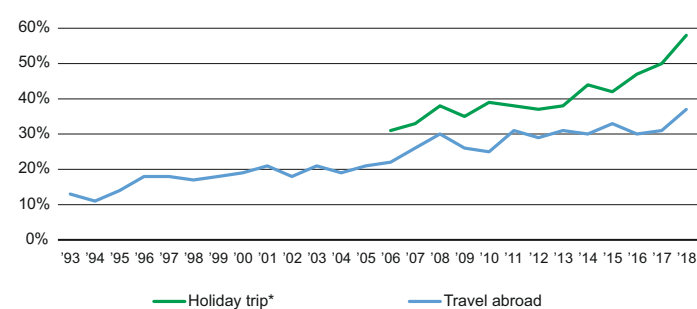


Percentage of indications in a given year

* Before 2016, the question concerned only going out with the family

Over the last year, the share of Poles declaring a holiday trip or travel abroad has significantly increased. Over half of respondents (58%) went on a holiday trip at least once in 2018, which is 8 percentage points more than in 2017. Foreign trips are declared by 37% of respondents, a 6-point increase compared to 2017. In both cases, these are the highest results obtained so far.

Activities undertaken by respondents at least once in a given year:



Percentage of indications in a given year

* Before 2016, the question concerned holiday with the family

More information about this topic can be found in CBOS report in Polish: "Activities and Experiences of Poles in 2018", February 2019. Fieldwork for national sample: January 2019, N=928. The random address sample is representative for adult population of Poland.

For more information on CBOS services and publications please contact:

CBOS

5/7, Świętojska, 00-236 Warsaw, Poland

Phones: (48) 22 629 35 69, 22 628 37 04 Fax: (48) 22 629 40 89

e-mail: sekretariat@cbos.pl www.cbos.pl

Circulation: 50 copies

CBOS EXPERTISE

in providing professional, accurate and timely research has made us the leading authority in political, social and consumer research in Poland.

All sources must be credited when any part of this publication is reproduced

© COPYRIGHT BY CBOS, 2019